
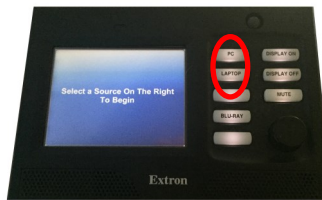


## Podium Quick Start Guide

To use the podium computer, use the touch panel located on the podium. Press the touch screen on the touch panel.



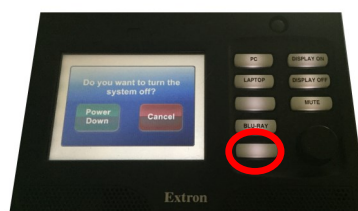
Press the Display On button located on the top right and press the PC button on the top left to send the podium PC to the screen. If you are using a laptop, connect it to the podium with the provided cables and press the laptop button located below the PC button.



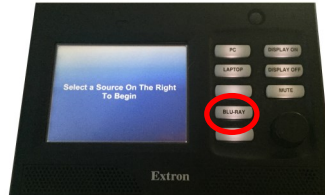
The volume is controlled by a knob below the buttons on the touch panel. You may have to turn the volume up with the knob to hear the audio from the selected source.



To shutdown the system, please press the button located below the Blu-Ray button on the touch panel. Then press the green Power Down button on the touch screen.



To play a Blu-Ray or DVD video, please press the Blu-Ray button located on the left side of the touch panel. There are playback buttons on the touch screen to play, stop, and pause the video.



There are playback buttons on the touch screen to play, stop, and pause the video.

