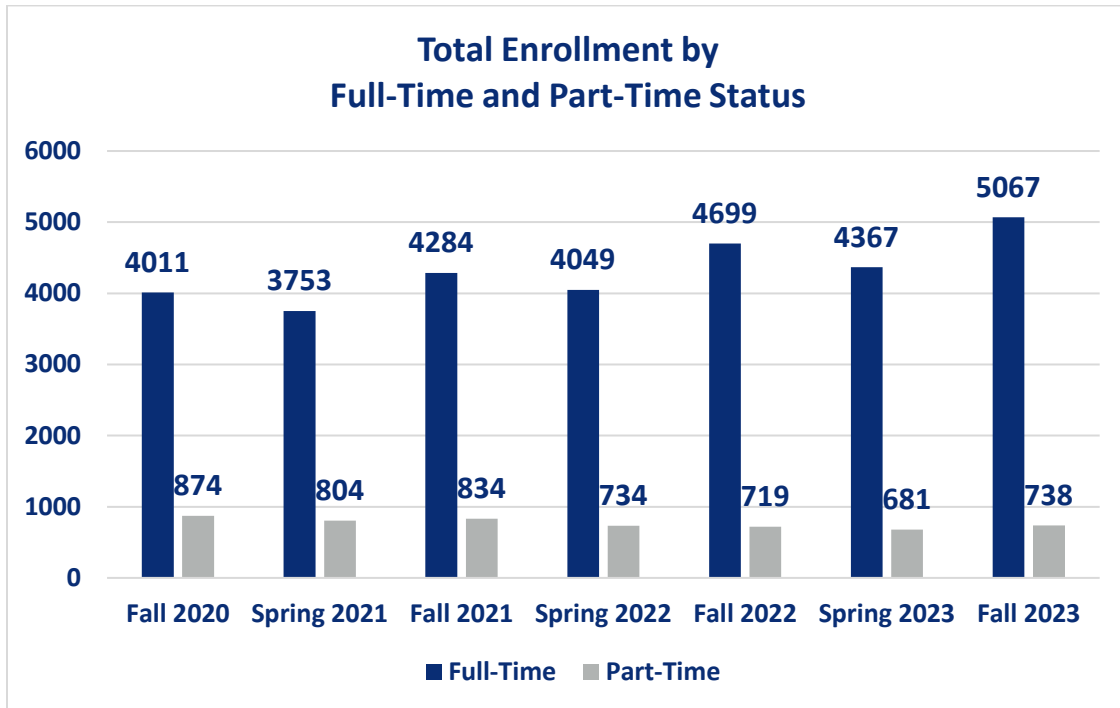
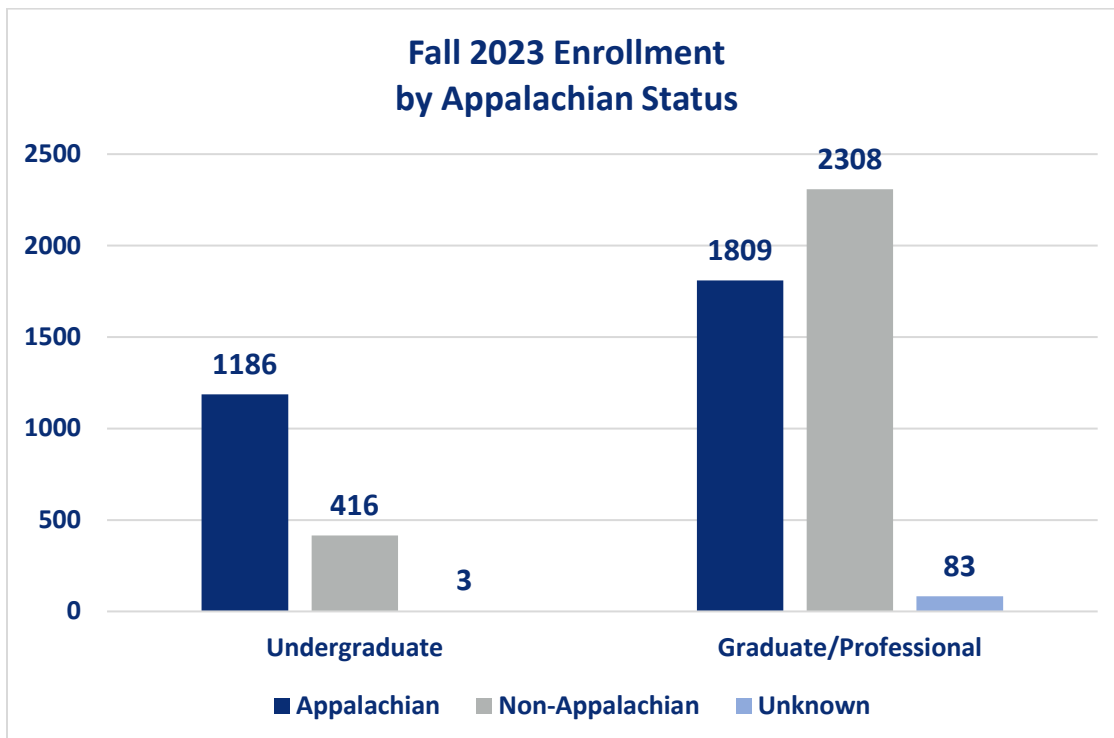
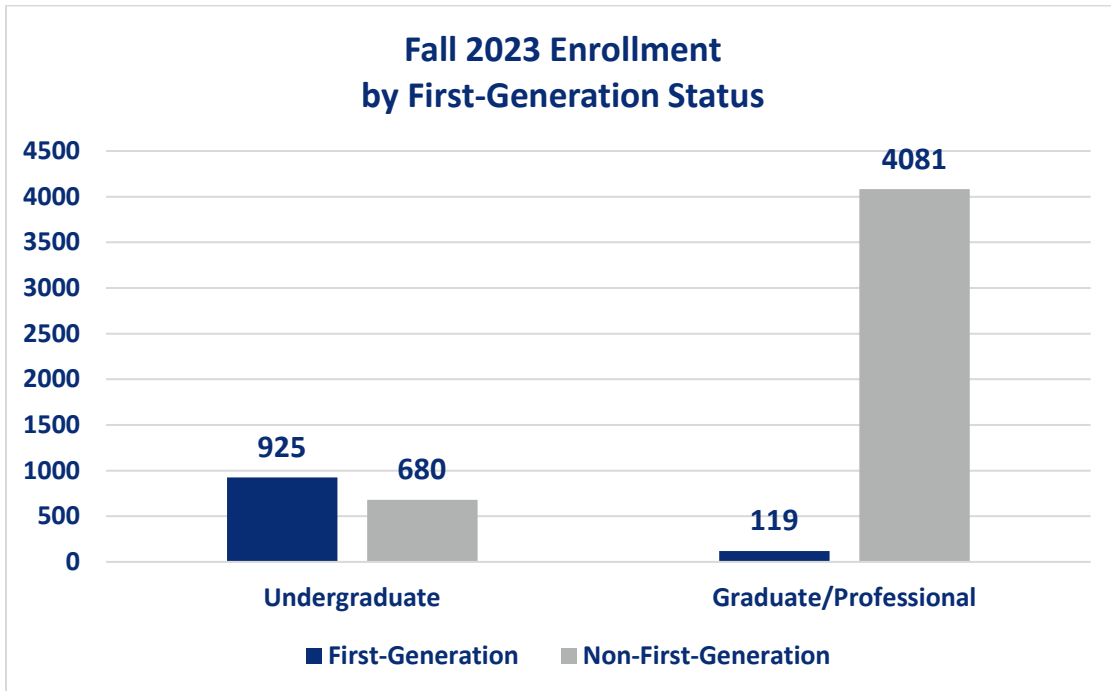


Note: For Spring 2022, 16 students did not select a gender. For Fall 2022, 22 students did not select a gender. For Spring 2023, 10 students did not select a gender. For Fall 2023, 20 students did not select a gender.



Fall 2023 Enrollment by Race	Headcount	Percentage
American Indian or Alaska Native	49	0.84%
Asian	390	6.72%
Black or African American	308	5.31%
Hispanic/Latino	318	5.48%
Native Hawaiian or Other Pacific Islander	14	0.24%
Nonresident/International	121	2.08%
White Non-Hispanic	4209	72.51%
Unknown	396	6.82%
Total	5805	100%



Fall 2023 Enrollment by Site	Headcount	Percentage
Cedar Bluff	244	4.20%
Chattanooga	20	0.35%
Corbin	44	0.76%
DSOL-Knoxville	369	6.36%
DVTC-Ewing	31	0.53%
Harrogate	2941	50.66%
LMU-Knoxville	1335	23.00%
Online	475	8.18%
Tampa	50	0.86%
LMU-Tower	296	5.10%
Total	5805	100%

Note: As of Fall 2023, the only program which offered 50% or more of its curriculum at the DVTC was the Associate of Science in Veterinary Medical Technology.